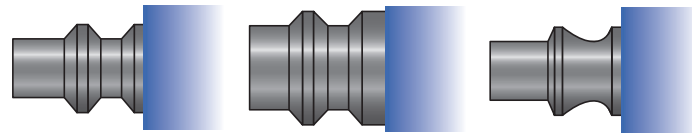


One Way Shut-Off 



<b>COUPLER</b> <b>I-1 TYPE</b> <b>(1/4" INDUSTRIAL)</b>	<b>COUPLER</b> <b>I-2 TYPE</b> <b>(3/8" INDUSTRIAL)</b>	<b>COUPLER</b> <b>A-1 TYPE</b> <b>(1/4" ARO)</b>	<b>COUPLER</b> <b>H-1 TYPE</b> <b>(H-F 1/4")</b>
---------------------------------------------------------------	---------------------------------------------------------------	--------------------------------------------------------	--------------------------------------------------------

### Applications

- To connect air tools, blow guns or any other equipment
- Ideal for assembly lines, paint and body shops

### Features

- Interchangeable with I-1 (1/4" Industrial), I-2 (3/8" Industrial) or A-1 (1/4" Aro) Types plugs
- Fully automatic
- Allows decompression before disconnection
- Two step push-button makes disconnection safer
- Prevents dangerous hose whips
- Lightweight and ergonomic design

### Specifications

#### Maximum Working Pressure

A-1 Type : 176 PSI I-1/I-2 Types : 325 PSI

#### Air Flow

I-1/A-1 Types : 29 SCFM I-2 Type : 67 SCFM

#### Construction

High-impact composite plastic


#### Safety Standards

OSHA, ISO 4414, AINSI

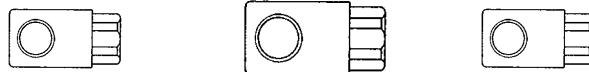
#### Interchangeability

Used with I-1, I-2 and A-1 Type plugs

### PREVENTS DANGEROUS HOSE WHIPS

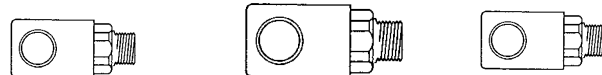


### FEMALE THREAD



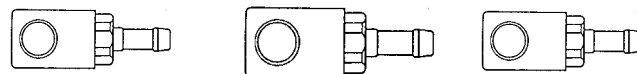
	Part No.	Part No.	Part No.	Part No.
1/4" (F) NPT	22.1442	22.2442	22.3442	22.6742
3/8" (F) NPT	22.1462	22.2462	22.3462	22.6762
1/2" (F) NPT	22.1472	22.2472	22.3472	-

### MALE THREAD




	Part No.	Part No.	Part No.	Part No.
1/4" (M) NPT	22.1542	22.2542	22.3542	22.6842
3/8" (M) NPT	22.1562	22.2562	22.3562	22.6862
1/2" (M) NPT	22.1572	22.2572	22.3572	22.6872

### HOSE BARB




	Part No.	Part No.	Part No.	Part No.
1/4" I.D.	22.1642	-	22.3642	22.6942
5/16" I.D.	22.1652	-	-	22.6952
3/8" I.D.	22.1662	22.2662	22.3662	22.6962
1/2" I.D.	-	22.2672	22.3672	22.6972
3/4" I.D.	-	-	-	-


### TWO STEP DISCONNECTION



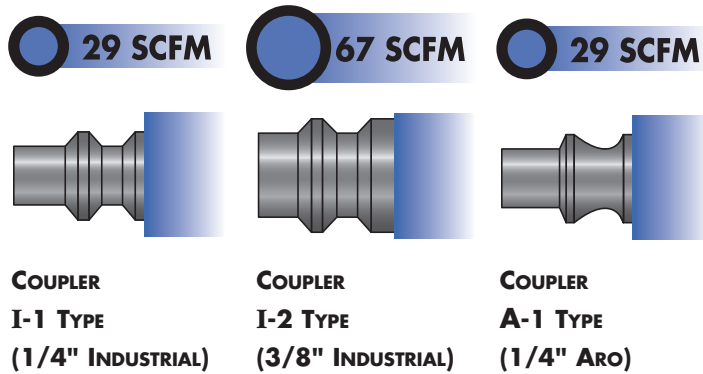
**1<sup>ST</sup> STEP**  
Press once on the button for instantaneous decompression



**2<sup>ND</sup> STEP**  
Press a second time for immediate disconnection



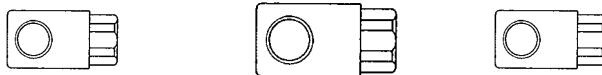
## FULL 360° ROTATION



One Way Shut-Off



## FEMALE THREAD



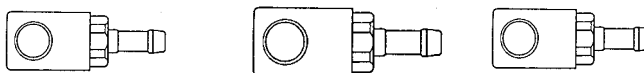
	Part No.	Part No.	Part No.
1/4" (F) NPT	22.4442	22.5442	22.6442
3/8" (F) NPT	22.4462	22.5462	22.6462

## MALE THREAD



	Part No.	Part No.	Part No.
1/4" (M) NPT	22.4542	22.5542	22.6542
3/8" (M) NPT	22.4562	22.5562	22.6562
1/2" (M) NPT	22.4572	22.5572	22.6572

## HOSE BARB



	Part No.	Part No.	Part No.
1/4" I.D.	22.4642	22.5642	22.6642
3/8" I.D.	22.4662	22.5662	22.6662
1/2" I.D.	22.4672	22.5672	22.6672

## Applications

- Prevents dangerous hose whips
- To connect air tools, blow guns or any other pneumatic equipment
- Ideal for assembly lines requiring maximum security and ergonomony
- Ideal for paint and body shops

## Features

- Interchangeable with I-1 (1/4" Industrial), I-2 (3/8" Industrial) or A-1 (1/4" Aro) Types plugs
- Ergonomic design that reduces damaging lateral pressure on the outlet coupler
- Two step secure disconnection
- Releases pressure before disconnection
- Metal parts covered by plastic lining to prevent scratching of surfaces
- Swivel action for maximum ergonomony at workstation

## Specifications

### Maximum Working Pressure

230 PSI

### Air Flow

I-1 and A-1 Types : 29 SCFM

I-2 Type : 67 SCFM

### Construction

Plated Steel

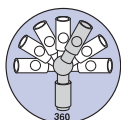
High-impact Composite Plastic

### Safety Standards

OSHA, ISO 4414, AINSI



**ERGONOMIC**



**360° SWIVEL**

# Series 22

## Safety Swing Couplers (I-1, I-2, I-3 Types)

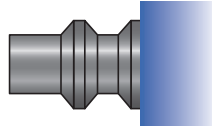
One Way Shut-Off 

Connect and disconnect safely  
under pressure



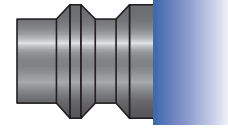
100% FULL FLOW

 29 SCFM



**COUPLER**  
**I-1 TYPE**  
(1/4" INDUSTRIAL)

 67 SCFM



**COUPLER**  
**I-2 TYPE**  
(3/8" INDUSTRIAL)

**COUPLER**  
**I-3 TYPE**  
(1/2" IND.)

### Applications

- Compressed air supply for pneumatic tools, blowers, or other equipment
- For industry assembly lines, compressed air, and vacuum
- Paint and mechanical shops

### Features

- Interchangeable with I-1 Type (1/4" Industrial) or I-2 Type (3/8" Industrial) plugs
- Safe and fast disconnection even under pressure
- Unrestricted full flow
- Light and ergonomic design
- To disconnect : manually retract release sleeve and swing plug into angled position
- Prevents dangerous hose whips
- High corrosion and abrasion resistance

### Specifications

#### Maximum Working Pressure

360 PSI

#### Working Pressure

-20 °C to 100 °C (-4 °F to 212 °F)

#### Air Flow

I-1 and A-1 Types : 29 SCFM

I-2 Type : 67 SCFM

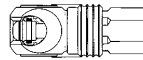
#### Construction

Body : Hardened Steel  
Socket : Nickel Plated, Hardened Steel,  
Spring : Stainless Steel  
Seals : Nitrile NBR

#### Safety Standards

ISO 4414, ISO 6150

#### FEMALE THREAD



**Part No.**

1/4" (F) NPT

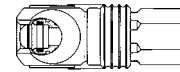
22.7142

3/8" (F) NPT

22.7162

1/2" (F) NPT

22.7172



**Part No.**

22.7442

22.7462

22.7472

**Part No.**

22.7762

22.7772

#### MALE THREAD



**Part No.**

1/4" (M) NPT

22.7242

3/8" (M) NPT

22.7262

1/2" (M) NPT

22.7272



**Part No.**

22.7542

22.7562

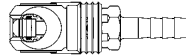
22.7572

**Part No.**

22.7862

22.7872

#### HOSE BARB



**Part No.**

5/16" I.D.

22.7352

3/8" I.D.

22.7362

1/2" I.D.

22.7372

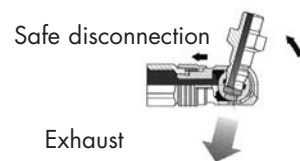
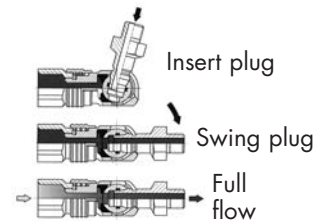


**Part No.**

22.7652

22.7662

22.7672



# Safety Swing Couplers (1/4", 3/8" European Style)

# Series 22

COMPATIBLE WITH STÄUBLI TYPE

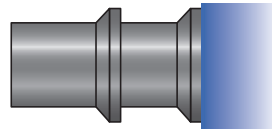
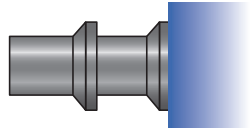


One Way Shut-Off

Connect and disconnect safely  
under pressure

29 SCFM

67 SCFM



1/4"  
PLUG

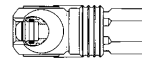
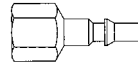
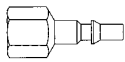
1/4"  
COUPLER

3/8"  
PLUG

3/8"  
COUPLER

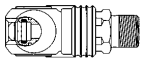
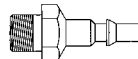
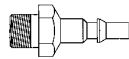


## FEMALE THREAD



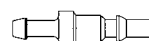
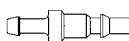
	Part No.	Part No.	Part No.	Part No.
1/8" (F) NPT	22.8122	22.8422	-	-
1/4" (F) NPT	22.8142	22.8442	22.9142	22.9442
3/8" (F) NPT	-	22.8462	22.9162	22.9462
1/2" (F) NPT	-	22.8472	-	22.9472

## MALE THREAD



	Part No.	Part No.	Part No.	Part No.
1/8" (M) NPT	22.8222	-	-	-
1/4" (M) NPT	22.8242	22.8542	22.9242	-
3/8" (M) NPT	22.8262	22.8562	22.9262	22.9562
1/2" (M) NPT	-	22.8572	-	22.9572

## HOSE BARB



	Part No.	Part No.	Part No.	Part No.
1/4" I.D.	22.8342	22.8642	-	-
5/16" I.D.	22.8352	22.8652	22.9352	22.9652

## Applications

- Compressed air supply for pneumatic tools, blowers, or other equipment
- For industry assembly lines, compressed air, and vacuum
- Paint and mechanical shops

## Features

- Fully compatible with Stäubli type plugs
- Safe and fast disconnection even under pressure
- Unrestricted full flow
- Light and ergonomic design
- To disconnect : manually retract release sleeve and swing plug into angled position
- Prevents dangerous hose whips
- High corrosion and abrasion resistance

## Specifications

### Maximum Working Pressure

360 PSI

### Working Pressure

-20 °C to 100 °C (-4 °F to 212 °F)

### Air Flow

1/4" : 29 SCFM

3/8" : 67 SCFM

### Construction

Body : Hardened Steel

Sleeve : Hardened Steel, Nickel Plated

Spring : Stainless Steel

Seals : Nitrile NBR

### Safety Standards

ISO 4414, ISO 6150

