



One Way Shut-Off



34 SCFM



Type T-1

PLUG
(STEEL)

**AUTOMATIC
COUPLER**
(STEEL)

**MANUAL
COUPLER**
(BRASS)

Applications

- Ideal for : Air tools
- Vacuum
- Water

Features

- Interchangeable with 1/4" Tru-Flate and CP Types
- Corrosion resistant

Specifications

Maximum Working Pressure
300 PSI

Working Temperature
-40°C to 107°C (-40°F to 225°F)

Air Flow
34 SCFM

Construction

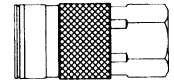
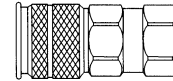
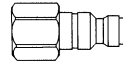
- Body (automatic) : Steel
- Body (manual) : Brass
- Sleeve and Valve Spring : Stainless Steel
- Seal : Buna-N
- Locking Balls : Stainless Steel
- Socket Sleeve : Steel

STEEL MANUAL COUPLER (WITH OVERSIZE SLEEVE)



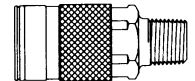
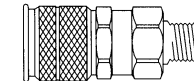
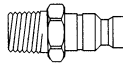
Part No.	Description
18.1746	1/4" (F) NPT with oversize sleeve

FEMALE THREAD



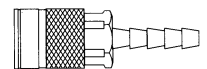
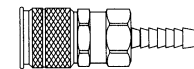
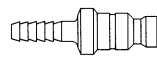
	Part No.	Part No.	Part No.
1/4" (F) NPT	18.1142	18.1442	18.1743
3/8" (F) NPT	18.1162	18.1462	18.1763

MALE THREAD



	Part No.	Part No.	Part No.
1/4" (M) NPT	18.1242	18.1542	18.1843
3/8" (M) NPT	18.1262	18.1562	18.1863

HOSE BARB



	Part No.	Part No.	Part No.
1/4" I.D.	18.1342	18.1642	18.1943
5/16" I.D.	-	18.1652	18.1953
3/8" I.D.	18.1362	18.1662	18.1963

2 OR 4 PIECE KIT



Part No.	Description
18.1711	2 piece kit (18.1242 + 18.1743)
18.1704	4 piece kit (18.1142 + 18.1242 + 18.1743 + 33.1128)

ADJUSTABLE POCKET BLOW GUN

Features

- Quickly transforms a Type T-1 coupler into an adjustable blow gun
- Blow pressure easy to adjust by rotating spout
- Maximum inlet pressure 150 PSI

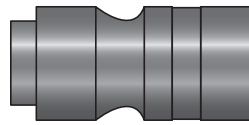


Part No. 65.1018

Series 18

Quick Couplers Type T-2 (3/8" Tru-Flate)

68 SCFM



Type T-2

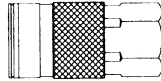
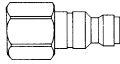
One Way Shut-Off



PLUG
(STEEL)

**MANUAL
COUPLER**
(STEEL)

FEMALE THREAD



Part No.

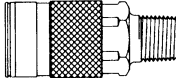
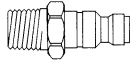
Part No.

1/4" (F) NPT
3/8" (F) NPT
1/2" (F) NPT

18.2142
18.2162
18.2172

18.2742
18.2762
18.2772

MALE THREAD



Part No.

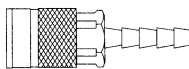
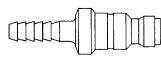
Part No.

1/4" (M) NPT
3/8" (M) NPT
1/2" (M) NPT

18.2242
18.2262
18.2272

18.2842
18.2862
18.2872

HOSE BARB



Part No.

Part No.

3/8" I.D.
1/2" I.D.

18.2362
18.2372

18.2962
18.2972

Applications

- Ideal for : Air tools
- Vacuum
- Water

Features

- Interchangeable with 3/8" Tru-Flate and CP Types plugs
- Corrosion resistant

Specifications

Maximum Working Pressure
300 PSI

Working Temperature
-40°C to 107°C (-40°F to 225°F)

Air Flow
68 SCFM

Construction
Body: Steel
Sleeve and Valve Spring : Stainless Steel
Seal : Buna-N
Locking Balls : Stainless Steel
Socket Sleeve : Steel

2 OR 4 PIECE KIT



Part No.	Description
18.2711	2 piece kit (18.2242 + 18.2742)
18.2704	4 piece kit (18.2142 + 18.2242 + 18.2742 + 33.1128)

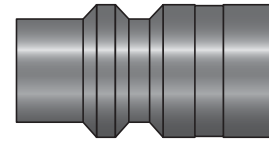
AVAILABLE IN STAINLESS STEEL 316



One way Shut-Off



75 SCFM



Type T-3

PLUG
(STEEL)

MANUAL
COUPLER
(STEEL)

Applications

- Ideal for : Air tools
- Vacuum
- Water

Features

- Interchangeable with 1/2" Tru-Flate and CP Types plugs
- Corrosion resistant

Specifications

Maximum Working Pressure
300 PSI

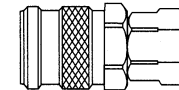
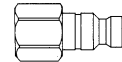
Working Temperature
-40°C to 107°C (-40°F to 225°F)

Air Flow
75 SCFM

Construction

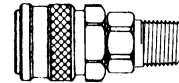
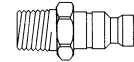
Body : Steel
Sleeve and Valve Spring: Stainless Steel
Seal : Buna-N
Locking Balls : Stainless Steel
Socket Sleeve : Steel

FEMALE THREAD



	Part No.	Part No.
3/8" (F) NPT	18.3162	18.3762
1/2" (F) NPT	18.3172	18.3772

MALE THREAD



	Part No.	Part No.
3/8" (M) NPT	18.3262	18.3862
1/2" (M) NPT	18.3272	18.3872

AVAILABLE IN STAINLESS STEEL 316

For any questions
or information about
compressed air
you may contact us at
Tel. : **1-888-730-0501**
Fax : **1-888-730-3522**
or visit our web site at
www.airmax.ca